

CATS/POEMS/My Kitty Cat by Ellen Baumwoll. Print. Read the poem.

Underline or circle the rhyming words. Write the rhyming words on the next page. p.1.

NAME _____

My Kitty Cat

My kitty cat, she moves around,
She crouches and creeps without a sound.

She stretches her body over the floor.
She rubs herself against the door.


She eats her food and licks her fur.
And then she starts to "purr" and "purr."

And, then without another "peep,"
She curls right up and goes to sleep.

"Meow, meow."

- Ellen Baumwoll (1938 -)
American poet, writer.

©MotherGooseCaboose.com
©2005 to present.



CATS/POEMS/My Kitty Cat by Ellen Baumwoll cont'd. Write the rhyming words. p.2.

NAME _____

1. _____

2. _____

3. _____




4. _____

5. _____

6. _____

7. _____

8. _____



NAME _____

rhyme pattern: Every poem has a rhyme pattern. Each line is given a letter in the alphabet. When two lines rhyme, the letter is the same.

"My Kitty Cat" Rhyme Pattern: 4 closed rhyming couplets, having an aa/bb/cc/dd rhyme pattern; lines 1 & 2 rhyme, lines 3 & 4 rhyme, lines 5 & 6 rhyme, and lines 7 & 8 rhyme .

<u>My Kitty Cat</u>		<u>rhyme pattern</u>
<u>Line</u>		
1	My kitty cat, she moves around,	a
2	She crouches and creeps without a sound.	a
3	She stretches her body over the floor.	b
4	She rubs herself against the door.	b
5	She eats her food and licks her fur.	c
6	And then she starts to "purr" and "purr."	c
7	And, then without another "peep,"	d
8	She curls right up and goes to sleep.	d

"Meow, meow."

A **couplet** consists of two lines of rhymed verse, sometimes open and sometimes closed. In a closed couplet, the meaning must be complete by the second end-rhyme. In an open couplet, the meaning and imagery are extended beyond the 2-line couplet into more lines. In poems having closed couplets, there are two lines of verse that form a unit alone as a poem, especially two that rhyme and have the same meter. Ex: closed - aa/bb/cc; open - ab/ab/cd/cd.

CATS/Make a Paper Plate Cat.

p.4.

Make a paper plate cat. Draw or glue on some ears, eyes, nose, whiskers
Or use wool or string for whiskers. Color.

Examples:

