

Holiday Fun/Easter. Print. Read the poem. Color the pictures. Do the activities on the next pages. p.1.

NAME _____

Easter Eggs

Easter eggs are in my basket,

Red, and yellow, and blue.

Easter eggs are in my basket,

Just for me and you.



Easter eggs are in my basket,

Pink, and purple, and green.

I just love those Easter eggs.


The best that I have seen.

©MotherGooseCaboose



NAME _____

Activity: Draw some Easter eggs. Make them as decorative as possible.




NAME _____

Activity: Decorating Easter eggs.

With a friend and/or family members, color some Easter eggs.

Coloring eggs:

1. Place the eggs in warm water for 3 minutes.
2. Boil the water, slowly. Boil for 3-7 minutes, or until hard-boiled.
3. Remove the pot from the stove.
4. Remove the eggs from the pot.
5. Let the eggs cool.
6. Mix vegetable dye in water as directed, each color in a small dish.
7. Dip an egg into a color. Roll it around so it gets all wet with the color. Let it dry on a paper plate.
8. For more decoration, use a wax crayon to make designs on the egg, then dip it in a color; or, make designs with a wax crayon and dip one side in one color and the other side in another color. Let dry.
9. Place the dry decorated eggs on some paper grass in a basket/s. If you keep them for more than one day, refrigerate them. Crack them open and eat them.



NAME _____

Questions:

1. Do you celebrate Easter? _____

2. When is Easter? _____

3. What do you do on Easter?
