


Halloween Poem & Story Book.


MotherGooseCaboose.com

Directions: Print out the cover you wish to use & the rest of the pages, as many as you need. Color the pictures on the cover page. Write some Halloween poems and stories to form a book. Staple the book together. Read your book.



HALLOWEEN
POEMS


By: _____



HALLOWEEN
STORIES

By: _____

Page _____



Four sets of horizontal lines for writing, each consisting of a solid top line, a dashed middle line, and a solid bottom line. These lines are positioned below the drawing box and extend across the width of the page.

