


Dominoes 1/3. Print all pages. Paste on card stock or laminate. Cut out.

<http://www.first-school.ws/t/numbers/game/dominoes-1.htm>


Dominoes - Dominos 1/3



Dominoes 2/3.

<http://www.first-school.ws/t/numbers/game/dominos-2.htm>


Dominoes - Dominos 2/3



Dominoes 3/3.

<http://www.first-school.ws/t/numbers/game/dominos-3.htm>

Dominoes - Dominos 3/3



How to Play Dominoes.

**Starting:**

1. Place the dominoes face down on the table and mix them up.
2. Up to three players, each player gets 6 dominos. If there are more than three players, each player should draw 3 dominos. Keep your dominos in a place where the others cannot see them.
3. The remaining dominoes should be left on the table. They are called the "sleeping" dominoes.
4. Flip a coin to see who goes first. Or, decide how you want to determine who goes first.

**Playing:**

1. The first player. Places one domino right-side up on the table. If you have another domino that can match one side of whatever is there, place your domino on it. If you cannot go, then pick a domino from the sleeping pile (the boneyard) and skip a turn.
2. The second player. If you can, put a domino on the table that matches one side of whatever is already there. If you cannot go, then pick a domino from the sleeping pile (the boneyard) and skip that turn. Ditto with other players.
3. A chain of the played dominoes will develop.
4. Continue taking turns placing dominoes on the board (or picking one from the pile if you cannot go) until someone wins. In regular dominoes, the best strategy is to get rid of doubles first.

**Winning:** The first person to get rid of all their dominos wins the game. Or, if no one can go out, then the person left with the fewest dominos wins the game.