


**Dinosaur Stand-ups.**

**MotherGooseCaboose.com**

Print. Color. Cut on the dotted lines across the page. Cut on the straight lines around the dinosaur. Connect the tabs with tape or double-sided tape.




Triceratops

(tab)



©MotherGooseCaboose.com

(tab)



Triceratops

(tab)



©MotherGooseCaboose.com

(tab)

**Dinosaur Stand-ups.**

**MotherGooseCaboose.com**

Print. Color. Cut on the dotted lines across the page. Cut on the straight lines around the dinosaur. Connect the tabs with tape or double-sided tape.




Triceratops

(tab)



©MotherGooseCaboose.com

(tab)



Triceratops

(tab)




©MotherGooseCaboose.com

(tab)

**Dinosaur Stand-ups.**

**MotherGooseCaboose.com**

Print. Color. Cut on the dotted lines across the page. Cut on the straight lines around the dinosaur. Connect the tabs with tape or double-sided tape.



Ornitholestes

(tab)

**DINOSAURS**


©MotherGooseCaboose.com

(tab)

**Dinosaur Stand-ups.**

**MotherGooseCaboose.com**

Print. Color. Cut on the dotted lines across the page. Cut on the straight lines around the dinosaur. Connect the tabs with tape or double-sided tape.




Ornitholestes

(tab)



©MotherGooseCaboose.com

(tab)



Ornitholestes

(tab)




©MotherGooseCaboose.com

(tab)

**Dinosaur Stand-ups.**

**MotherGooseCaboose.com**

Print. Color. Cut on the dotted lines across the page. Cut on the straight lines around the dinosaur. Connect the tabs with tape or double-sided tape. Add more strips if needed.



Tyrannosaurus rex

(tab)



©MotherGooseCaboose.com

(tab)

(tab)



©MotherGooseCaboose.com

(tab)

**Dinosaur Stand-ups.**

**MotherGooseCaboose.com**

Print. Color. Cut on the dotted lines across the page. Cut on the straight lines around the dinosaur. Connect the tabs with tape or double-sided tape. Add more strips if needed.



Tyrannosaurus rex

(tab)



©MotherGooseCaboose.com

(tab)

(tab)




©MotherGooseCaboose.com

(tab)

**Dinosaur Stand-ups.**

**MotherGooseCaboose.com**

Print. Color. Cut on the dotted lines across the page. Cut on the straight lines around the dinosaur. Connect the tabs with tape or double-sided tape. Add more strips if needed.



Tyrannosaurus rex

(tab)



©MotherGooseCaboose.com

(tab)

Tyrannosaurus rex

(tab)




©MotherGooseCaboose.com

(tab)

**DINOSAUR STAND-UPS.**

©MotherGooseCaboose.com

Print. Color. Cut on the dotted lines across the page. Cut on the straight lines around the dinosaur. Connect the tabs with tape or double-sided tape.




Stegosaurus

(tab)



©MotherGooseCaboose.com

(tab)



Stegosaurus

(tab)



©MotherGooseCaboose.com


(tab)



**DINOSAUR STAND-UPS.**

©MotherGooseCaboose.com

Print. Color. Cut on the dotted lines across the page. Cut on the straight lines around the dinosaur. Connect the tabs with tape or double-sided tape.



Brontosaurus/Apatosaurus

(tab)

(tab)




©MotherGooseCaboose.com

**DINOSAUR STAND-UPS.**

©MotherGooseCaboose.com

Print. Color. Cut on the dotted lines across the page. Cut on the straight lines around the dinosaur. Connect the tabs with tape or double-sided tape.



Brontosaurus/Apatosaurus

(tab)

(tab)



©MotherGooseCaboose.com